

400 Reimann Ave., Sandwich, IL 60548 815-786-8411 FAX: 815-786-3600

CRYSTAL OSCILLATORS ECL100K-CUSTOM FREQUENCIES FROM 25 TO 250 MHZ, 14 PIN PACKAGE SEE FIGURE D EXO 65G SERIES

ELECTRICAL CHARACTERISTICS (INTO 50Ω TO -2.0 VDC LOAD)

SPECIFICATIONS	UNITS	SYMBOL	MINIMUM	TYPICAL	MAXIMUM	TEST CONDITIONS
Operating Voltage	V	V _{ee}	-5.7	-4.5	-4.2	
Min. Oper. Voltage	V	V _{ee min.}	-7.0			
Supply Current	mA	I _{ee}			100	
Start-up Time	mS	T _s			10	
Output Voltage-HI	V	V _{oh}	-1.02		-0.87	0 to 70°C
			-1.08		-0.87	-40 to 85°C
Output Voltage-LO	V	V _{ol}	-1.83		-1.62	0 to 70°C
			-1.83		-1.56	-40 to 85°C
Duty Cycle (up time)	%	Sym	40		60	Measured at 50% of waveform
Rise and Fall Time	nS	R _s , F _I		1.5	2.5	Measure from 20% to 80% of waveform
Output Load						50 Ohms to -2.0V

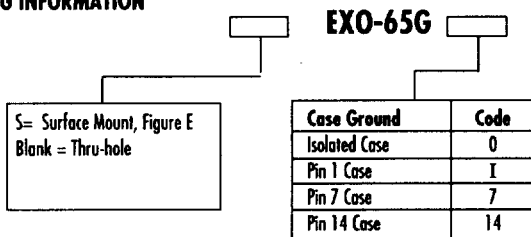
Positive supply voltage available
Complimentary designs available

PIN CONNECTIONS

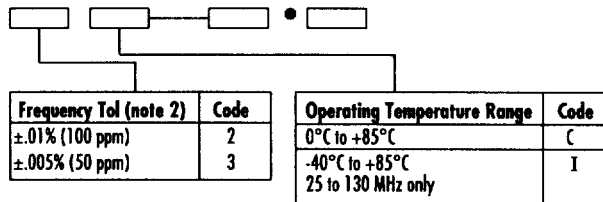
PIN	EXO65G0	EXO65G1	EXO65G7	EXO65G14	EXO65G0C	EXO65G7C	EXO65G14C
1	N/C	Case	N/C	N/C	Output	Output	Output
7	-V _{ee}	-V _{ee}	Gnd/Case	-V _{ee}	-V _{ee}	Gnd/Case	-V _{ee}
8	Output	Output	Output	Output	Output	Output	Output
14	Gnd	Gnd	-V _{ee}	Gnd/Case	Gnd	-V _{ee}	Gnd/Case

Consult factory for availability.

ORDERING INFORMATION



OUTPUT FREQUENCY



CRYSTAL OSCILLATORS ECL10KH - FREQUENCIES FROM 25 TO 200 MHZ, 14 PIN PACKAGE SEE FIGURE D EXO 55G SERIES

ELECTRICAL CHARACTERISTICS (INTO 50Ω TO -2.0 VDC LOAD)

SPECIFICATIONS	UNITS	SYMBOL	MINIMUM	TYPICAL	MAXIMUM	TEST CONDITIONS
Operating Voltage	V	V _{ee}	-5.46	-5.20	-4.94	
Min. Oper. Voltage	V	V _{ee min.}	-7.0			
Supply Current	mA	I _{ee}			100	
Start-up Time	mS	T _s			10	
Output Voltage-HI	V	V _{oh}	-1.02		-0.74	0 to 70°C
			-1.06		-0.65	-40 to 85°C
Output Voltage-LO	V	V _{ol}	-1.95		-1.60	0 to 70°C
			-1.95		-1.57	-40 to 85°C
Duty Cycle (up time)	%	Sym	40		60	Measured at 50% of waveform
Rise and Fall Time	nS	R _s , F _I		1.5	2.5	Measure from 20% to 80% of waveform
Output Load						50 Ohms to -2.0V

CONSULT FACTORY FOR HIGHER FREQUENCY

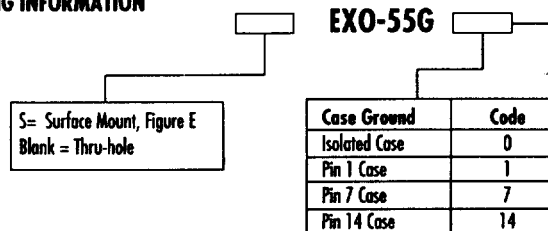
Positive supply voltage available
Complimentary designs available
Enable Designs Available

PIN CONNECTIONS CONSULT FACTORY FOR TIGHTER STABILITY

PIN	EXO55G0	EXO55G1	EXO55G7	EXO55G14	EXO55G0C	EXO55G7C	EXO55G14C
1	*N/C	Case	*N/C	*N/C	Output	Output	Output
7	-V _{ee}	-V _{ee}	Bnd Case	-V _{ee}	-V _{ee}	Gnd/Case	-V _{ee}
8	Output	Output	Output	Output	Output	Output	Output
14	Gnd	Gnd	-V _{ee}	Gnd/Case	Gnd	-V _{ee}	Gnd/Case

* No Internal Connection

ORDERING INFORMATION



OUTPUT FREQUENCY

